

# Pickering's<sup>®</sup>

Temporary Spaces for Expanding Places



## FURNITURE PRICE GUIDE 2025

Office furniture, Site Services & Interiors

# INDEX

DESKING	4
WORKSTATIONS	4-5
PEDESTALS	5
TABLES	5-6
RECEPTION	6
BOOKCASES	6-7
CONFERENCE TABLES	7
STEEL STORAGE	7-8
CUPBOARDS	8
SEATING	9
BREAK OUT	9-10
DRAWING/PLANNING OFFICE	10
BOARDS	11
ACCESSORIES	11
LOCKERS	12-13
DRYING ROOM	13-14
CANTEEN	14-15
SEATING	15
BOARDS APPLIANCES	15
ACCESSORIES	16
OTHER FURNITURE AVAILABLE	17
OUR CONTACT DETAILS	18

# CORE PRODUCTS

Core items are our standard product line and are depicted in this price guide with a green dot. We aim to turn these products around as fast as we can but please do ask for lead times.



Core Product



Colour Options Available

Due to having more than one supplier for our standard core items, we cannot guarantee an exact match to the product illustrations in this pricelist. Whilst every effort is made to maintain product stability, occasionally circumstances beyond our control may affect sourcing of certain items.

**Non Core items ordered in to customers specification are non returnable.**

---

## CORE PRODUCT STANDARD COLOURS



### Seating

- Standard colour is black.
- Other colours available to order (depending on the product) and could be subject to an additional premium and/or increased lead times. Please check with us sale prior to ordering.



### Lockers

- Standard colour is grey.
- Other colours available to order, though could be subject to an additional premium and/or increased lead times. Please check with us prior to ordering.



### Cloakroom Furniture

- Metal work is grey.
- Slats are black.



### Canteen Furniture

- Fast food units are silver frames.
- Grey 25mm tops.
- Black polys.

Pictures shown may vary slightly from actual products



### 1500 Single Ped Desk (2 Dr)

- W1500 x D750 x H727mm
- Strengthening bars on legs
- Metal drawer runners
- Lockable drawers, supplied with 2 keys per lock
- Alloy handles
- Metal on metal fittings
- Scratch resistant



### 1200 Single Ped Desk (2 Dr)

- W1200 x D750 x H727mm
- Strengthening bars on legs
- Metal drawer runners
- Lockable drawers, supplied with 2 keys per lock
- Alloy handles
- Metal on metal fittings
- Scratch resistant



### 1500 Single Ped Desk (3 Dr)

- W1500 x D750 x H727mm
- Strengthening bars on legs
- Metal drawer runners
- Lockable drawers, supplied with 2 keys per lock
- Alloy handles
- Metal on metal fittings
- Scratch resistant



### 1200 Single Ped Desk (3 Dr)

- W1200 x D750 x H727mm
- Strengthening bars on legs
- Metal drawer runners
- Lockable drawers, supplied with 2 keys per lock
- Alloy handles
- Metal on metal fittings
- Scratch resistant



### 1500 Double Ped Desk (4 Dr)

- W1500 x D750 x H727mm
- Strengthening bars on legs
- 2/3 Drawer options
- Metal drawer runners
- Lockable drawers, supplied with 2 keys per lock
- Alloy handles
- Metal on metal fittings
- Scratch resistant



### 1600 Radial Workstation (RH)

- W1600 x D1200/800 x H727mm
- 25mm top
- Right hand shown



### 1600 Radial Workstation (LH)

- W1600 x D1200/800 x H727mm
- 25mm top
- Port holes
- Scratch resistant
- Left hand shown



### 1600 Straight Workstation

- W1600 x D800 x H727mm
- 25mm top
- Available in oak as standard
- Adjustable cantilever feet
- Metal on metal fixings
- Port holes
- Scratch resistant



### Silver Under Desk Pedestal

- W390 x D523 x H600mm Standard
- 2 drawers and 1 filing drawer
- Includes pen tray
- Includes 2 keys
- Metal on metal fixings
- Slim version available



### Desk High Pedestal

- W427 x D600 x H727mm
- 2 standard drawers and deep filing drawer.
- Supplied with 2 keys
- 25mm top
- Smooth metal runners
- Alloy handles



### Under Desk Mobile Ped

- W427 x D530 x H690mm
- 2 standard drawers
- 1 filing drawer
- supplied with 2 keys
- 25mm top
- Smooth metal runners
- Alloy handles



### Table 750/Coffee Table

- W750 x D750 x H727mm
- Bolt on legs
- 18mm MFC
- Scratch resistant
- Also available as coffee table



## 1200 Table

- W1200 x D750 x H727mm
- Bolt on legs
- 18mm MFC
- Scratch resistant



## 1500 Table

- W1500 x D750 x H727mm
- Bolt on Legs
- 18mm MFC
- Scratch resistant



## 1800 Table

- W1800 x D750 x H727mm
- Bolt on Legs
- 18mm MFC
- Scratch resistant



## Circular Table

- Cruciform base
- 25mm top
- 1200mm diameter
- Scratch resistant



## Reception Unit

- W2400 x H1140 x D1600mm
- Universal legs allowing the unit to be left or right handed
- Floating glass shelf
- Oak finish
- Also available in White
- Scratch resistant



## 1200 Bookcase

- W800 x D300 x H1200mm
- Adjustable shelves
- Steel shelf pins
- A4 files shown





## 1600 Bookcase

- W800 x D300 x H1600mm
- Adjustable shelves
- Steel shelf pins
- A4 files shown



## 1800 Conference Table

- W1800 x D1000 x H727mm
- 25mm top
- Oak finish, also available in White
- Seats 6-8 people
- Silver frame
- I-frame allows maximum seating capacity
- Metal on metal fittings give added strength and rigidity



## 2400 Conference Table

- W2400 x D1200 x H727mm
- 25mm top
- Oak finish, also available in White
- Seats 10-12 people
- Silver frame
- I-frame allows maximum seating capacity
- Metal on metal fittings give added strength and rigidity



## 3400 Conference Table

- W3400 x D1200 x H727mm
- 5mm
- Oak finish, also available in White
- Seats 10 - 12
- Silver frame
- I-frame allows maximum seating capacity
- Metal on metal fittings give added strength and rigidity



## 1400 Conference Extension Table

- W1400 x D1200 x H727mm
- Extends 3.4 to 4.8m
- 25mm
- Oak finish, also available in White
- Silver frame
- I-frame allows maximum seating capacity
- Metal on metal fittings give added strength and rigidity



## 2 Dr Filing Cabinet

- W460 x D620 x H710mm
- Anti tilt mechanism
- 100% opening drawers
- 30KG weight limit per drawer
- Lockable, supplied with 2 keys



### 3 Dr Filing Cabinet

- W460 x D620 x H1010mm
- Anti tilt mechanism
- 100% opening drawers
- 30KG weight limit per drawer
- Lockable, supplied with 2 keys



### 4 Dr Filing Cabinet

- W460 x D620 x H1320mm
- Anti tilt mechanism
- 100% opening drawers
- 30KG weight limit per drawer
- Lockable, supplied with 2 keys



### 1000 Steel Cupboard

- W916 x D457 x H1020mm
- Hinged doors
- Includes 1 Shelf
- Lockable, supplied with 2 keys
- 3 point locking mechanism
- Adjustable shelves



### 1800 Steel Cupboard

- W916 x D457 x H1830mm
- Hinged doors
- Includes 3 shelves
- Lockable, supplied with 2 keys
- 3 point locking mechanism
- Adjustable shelves



### Half Height Cupboard

- W800 x D600 x H727mm
- 25mm oak MFC E1 board with 2mm edge
- 18mm side panels, shelf and back
- Adjustable shelf, lockable doors
- Lockable, supplied with 2 keys
- Steel shelf pins



### Full Height Cupboard

- W800 x D415 x H1800mm
- 18mm oak MFC E1 board with 2mm edge
- 18mm side panels, shelves and back
- Adjustable shelves, lockable doors
- Lockable, supplied with 2 keys
- Steel shelf pins





## Side Chair

- Welded steel tubular frame
- Stackable
- Optional armrest
- Strengthened frame for rigidity
- Available in blue fabric
- Available in PU leather



## Operators Chair

- Twin lever
- Gas height/back rake adjustment
- 2 lever mechanism
- Black fabric only
- Light use operator chair
- 5 star base
- Available with arms



## Spartan Meeting Chair

- Black nylon mesh back
- Fabric mesh seat
- Silver powder coated frame
- PU arms
- Stackable



## Managerial Chair

- High back swivel chair
- Mechanism & gas lift
- Starbase & castors
- Fixed arms
- Charcoal fabric as standard
- Available in black leather



## Trojan Task Chair

- High back task chair
- Gas height & back rake adjustment
- 3 lever mechanism
- Height adjustable arms
- 5 star base
- Seat tilt mechanism
- Lumber height adjustment
- Black mesh back and fabric seat



## Trojan Visitor Chair

- Black high back mesh chair
- Fixed arms
- Chrome cantilever base
- Padded seat



## Reception Box Chair

- W560 x D720mm
- Modular
- Upholstered to order
- Available in a choice of Phoenix fabrics




## Reception Box Chair

- W620 x D720mm
- Modular
- Right hand arm
- Upholstered to order
- Available in a choice of Phoenix fabrics



## Reception Box Chair

- W620 x D720mm
- Modular
- Left hand arm
- Upholstered to order
- Available in a choice of Phoenix fabrics



## Reception Coffee Table

- W620 x D620mm
- Modular
- Upholstered to order
- Available in a choice of Phoenix fabrics



## Drawing Trolley

- All steel construction
- Self assembly
- Castors
- A0 size drawings, however will also take A1 drawings



## Drawing Hangers

- Suspended at both ends
- Ergonomic spring steel clips
- A0 size drawings, however will also take A1 drawings



## Double Sided Board

- Available in various sizes
- Magnetic dry wipe board
- Durable felt pinboard
- Supplied with fixings
- Double sided
- Multipurpose - single stock holding and longevity of use & value for money




## Hat and Coat Stand

- Black stand with plastic fittings
- 9 hooks
- Metal construction
- Trumpet base



## Waste Paper Bin

- 15 Litre black waste bin
- Easy wipe clean
- Durable black plastic
- Also available as 50 litre swing bin, comes in black or silver



## Desk Mounted Screens

- Lengths available in - 1200/1400/1600/1800mm
- Std height is 480>280mm
- Includes brackets
- Fabric trim as standard
- Upholstered to order
- Standard blue fabric
- Available in a choice of fabrics



## Cable Management

- Under desk cable management
- Fits 1400/1600 desks
- Other options available



## Power Modules

- Power points
- Smart charge
- Desk mount available
- More configurations available

## Single Door Locker



- W305 x D300 x H1850mm
- Reinforced doors
- Hasp & staple to accept padlock as standard
- Cam lock with 2 keys available to order
- Side & rear fixing points
- Vented door
- Name plate area
- Enamel finish for easy clean

## 2 Door Locker



- W305 x D300 x H1850mm
- Reinforced doors
- Hasp & staple to accept padlock as standard
- Cam lock with 2 keys available to order
- Side & rear fixing points
- Vented door
- Name plate area
- Enamel finish for easy clean

## 3 Door Locker



- W305 x D300 x H1850mm
- Reinforced doors
- Hasp & staple to accept padlock as standard
- Cam lock with 2 keys available to order
- Side & rear fixing points
- Vented door
- Name plate area
- Enamel finish for easy clean

## 4 Door Locker



- W305 x D300 x H1850mm
- Reinforced doors
- Hasp & staple to accept padlock as standard
- Cam lock with 2 keys available to order
- Side & rear fixing points
- Vented door
- Name plate area
- Enamel finish for easy clean

## 6 Door Locker



- W305 x D300 x H1850mm
- Reinforced doors
- Hasp & staple to accept padlock as standard
- Cam lock with 2 keys available to order
- Side & rear fixing points
- Vented door
- Name plate area
- Enamel finish for easy clean

## Single Door Mesh Locker (Nest of Two)



- W610 x D305 x H1980mm
- Welded floor fixing brackets
- Rear wall fixing lugs
- Integral name plates
- Padlock fitting as standard
- Supplied in nests of 2 (as pictured)
- Padlock & keys available upon request



## 2 Door Mesh Locker (Nest of Two)

- W610 x D305 x H1980mm
- Welded floor fixing brackets
- Rear wall fixing lugs
- Integral name plates
- Padlock fitting as standard
- Supplied in nests of 2 (as pictured)
- Padlock & keys available upon request



## 3 Door Mesh Locker (Nest of Two)

- W610 x D305 x H1980mm
- Welded floor fixing brackets
- Rear wall fixing lugs
- Integral name plates
- Padlock fitting as standard
- Supplied in nests of 2 (as pictured)
- Padlock & keys available upon request



## 4 Door Mesh Locker (Nest of Two)

- W610 x D305 x H1980mm
- Welded floor fixing brackets
- Rear wall fixing lugs
- Integral name plates
- Padlock fitting as standard
- Supplied in nests of 2 (as pictured)
- Padlock & keys available upon request



## 6 Door Mesh Locker (Nest of Two)

- W610 x D305 x H1980mm
- Welded floor fixing brackets
- Rear wall fixing lugs
- Integral name plates
- Padlock fitting as standard
- Supplied in nests of 2 (as pictured)
- Padlock & keys available upon request



## 1200 Cloakroom Single Bench

- W1220 x D410 x H1760mm
- Welded floor & wall fixing brackets
- 10 coat hooks
- Fully welded uprights
- Black lacquered wooden slats



## 1500 Cloakroom Single Bench

- W1520 x D410 x H1760mm
- Welded floor & wall fixing brackets
- 13 coat hooks
- Fully welded uprights
- Black lacquered wooden slats



### Cloakroom Bench

- W1520 x D410 x H400mm
- Welded floor fixing brackets
- Fully welded uprights
- Black lacquered wooden slats



### 1200 Cloakroom Double Bench

- W1220 x D760 x H1760mm
- Welded floor & wall fixing brackets
- 20 coat hooks
- Fully welded uprights
- Black lacquered wooden slats



### 1500 Cloakroom Double Bench

- W1520 x D760 x H1760mm
- Welded floor & wall fixing brackets
- 26 coat hooks
- Fully welded uprights
- Black lacquered wooden slats



### Fast Food Unit 2 Seater (single entry)

- W600mm x D1630mm
- 25mm laminate top with bullnose edging
- Robust powder coated steel frames
- Black poly seats
- Smooth wipe down shells
- Spare shells/available for refurb purposes
- Floor fixing brackets



### Fast Food Unit 4 Seater (single entry)

- W1010mm x D1630mm
- 25mm laminate top with bullnose edging
- Robust powder coated steel frames
- Black poly seats
- Smooth wipe down shells
- Spare shells/available for refurb purposes
- Floor fixing brackets




### Fast Food Unit 4 Seater (double entry)

- W1010mm x D1630mm
- 25mm laminate top with bullnose edging
- Robust powder coated steel frames
- Black poly seats
- Smooth wipe down shells
- Spare shells/available for refurb purposes
- Floor fixing brackets



## Fast Food Unit 6 Seater (double entry)

- W1600mm x D1630mm
- 25mm laminate top with bullnose edging
- Robust powder coated steel frames
- Black poly seats
- Smooth wipe down shells
- Spare shells/available for refurb purposes
- Floor fixing brackets



## Canteen Table

- Blow moulded
- Robust quality
- L1820 x W755mm x H735mm
- Folding legs
- Lightweight yet very durable
- Black gives longer longevity



## Poly Prop Chair

- Welded steel frame
- Wipe clean surface
- Black only
- Smooth wipe down shell
- Reinforced leg for strength



## Microwave

- 700 Watt power output
- 5 power levels
- 17 Litre capacity



## Kettle

- 2.2 kw
- 1.7 Litre capacity
- Boil dry protection
- Pull back lid



## Fridge

- 95 Litre capacity
- 3 adjustable shelves
- Salad storage drawer
- 3 door compartments
- No ice box - longer internal capacity





## Water Boiler

- Double wall, polished steel finish
- None drip serving faucet
- Safety lock on lid
- Water level indicator
- CE approved
- 20 Litre



## Dishwasher

- 6 washing programmes
- H845 x W598 x D610mm
- Triple A Rating
- Adjustable racking



## Padlock

- Metal padlock
- Supplied with 2 keys



## Bedroom Essentials

- Single Metal Bed:
- Single Mattress
- Duvet & Pillow Set:
- Pillow & Duvet Cover Set:
- Fitted Sheet:

Two single beds & mattresses are included when you hire a Pickering's Anti-Vandal Sleeper cabin – available to hire, buy or lease purchase nationwide. Please contact us for more details.

## Other Furniture Available

- Height adjustable desks
- Bespoke control room furniture
- Poseur height tables
- Conference room furniture
- Pods/booths with or without electrics
- Specialist seating
- Specialist desking
- Monitor/screen arms
- Varied range of screens - floor standing and desktop
- Desk top accessories
- Breakout furniture
- Medical couches
- Plants/Living walls
- Office recycling bins
- 24/7 task chairs



# Get in touch.

## Head Office

Ashby Road, Measham,  
Swadlincote, Derbyshire, DE12 7JW

Call **0333 300 2345** for a quote or visit  
[www.pickeringshire.co.uk](http://www.pickeringshire.co.uk)